

SANI-LAV[®] COLUMBIA PRODUCTS

Mid-Sized Industrial Nozzles with Brass Body and Removable Tip Model N1T Series



Model N1T



Model N1TB




Model N1TW



Model N1TR



Model N1TY



Removable 3/4" GHT threaded tip
for attaching accessories

N1T Series Universal Features

Model	Color	Inlet	Material	Max PSI	Max Temp.	GPM @ 100 PSI	Weight	Includes
N1	Safety Orange	3/4" GHT	Brass, EPDM Cover	150	200°F/93°C	4.8	1.0 lbs.	—
N1B	Black	3/4" GHT	Brass, EPDM Cover	150	200°F/93°C	4.8	1.0 lbs.	—
N1W	White	3/4" GHT	Brass, EPDM Cover	150	200°F/93°C	4.8	1.0 lbs.	—
N1Y	Yellow	3/4" GHT	Brass, EPDM Cover	150	200°F/93°C	4.8	1.0 lbs.	—
N1R	Red	3/4" GHT	Brass, EPDM Cover	150	200°F/93°C	4.8	1.0 lbs.	—
N1T	Safety Orange	3/4" GHT	Brass, EPDM Cover	150	200°F/93°C	4.8	1.0 lbs.	3/4" GHT Threaded Tip
N1TB	Black	3/4" GHT	Brass, EPDM Cover	150	200°F/93°C	4.8	1.0 lbs.	3/4" GHT Threaded Tip
N1TW	White	3/4" GHT	Brass, EPDM Cover	150	200°F/93°C	4.8	1.0 lbs.	3/4" GHT Threaded Tip
N1TY	Yellow	3/4" GHT	Brass, EPDM Cover	150	200°F/93°C	4.8	1.0 lbs.	3/4" GHT Threaded Tip
N1TR	Red	3/4" GHT	Brass, EPDM Cover	150	200°F/93°C	4.8	1.0 lbs.	3/4" GHT Threaded Tip

Quick Specs

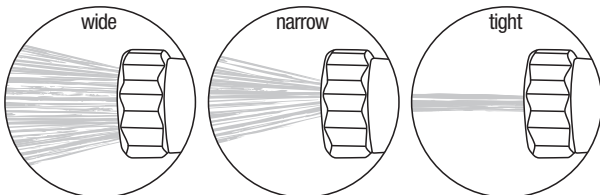
Max Temperature	200°F/93°C
Max Pressure	150 psi
Inlet	3/4" Female GHT allows direct hose connection
Tip	Threaded 3/4" Male GHT
Body Material	Brass
Components	Brass and stainless steel
Cover Material	Insulated rubber with yellow arrow directions
Handle Type	Stainless steel
Trigger	Safety shut off when released
Hose Adapter	Model N17 (Sold Separately)
Weight	1.0 lbs.
Dimensions	L 5.22" x H 5.24" x W 1.81"



Water Flow Rates

PSI	Standard GPM
20	2.1
30	2.5
40	2.9
50	3.3
60	3.7
70	3.9
80	4.3
90	4.5
100	4.8
110	5.0
120	5.3
130	5.5
140	5.7
150	6.0

Variable Spray Nozzle – trigger lever controls variable spray pattern.




Notice for California Consumers

WARNING: This product can expose you to chemicals including Lead, and Phthalates (DEHP) which are known to the State of California to cause cancer and birth defects or other reproductive harm. For more information go to www.P65Warnings.ca.gov.

N1T Replacement Parts

Description	Part Number
Orange Threaded Tip	A N1TP
Orange Insolated Cover	B N1TOC
Black Threaded Tip	C N1TPB
Black Insolated Cover	D N1TBC
White Threaded Tip	E N1TPW
White Insolated Cover	F N1TWC
Red Threaded Tip	G N1TPR
Red Insolated Cover	H N1TRC
Yellow Threaded Tip	I N1TPY
Yellow Insolated Cover	J N1TYC
Brass Main Body	K N1TMB
Handle Replacement Kit	L N1HR
Barrel Cartridge Replacement Kit	M N1BR
Bolt Sleeve	N N1E
Locking Nut	O N1F

Replacement Tips and Covers



Barrel cartridge replacement kit instructions

1. Unscrew tip **A**, pull cover **B** over the back of nozzle to expose the back end.
2. Take handle **L** off nozzle by removing parts **1**, **2**, and **3**.
3. Unscrew part **O** locking nut and remove bolt sleeve **N** and the cartridge **M**.
4. Insert the new cartridge.
5. Re-Install the handle.
6. Replace the sleeve with the open end facing down.
5. Screw the locking nut back into place.
6. Slip the cover back over the nozzle end using a round ended tool similar to a shoe horn.